

RailCrew

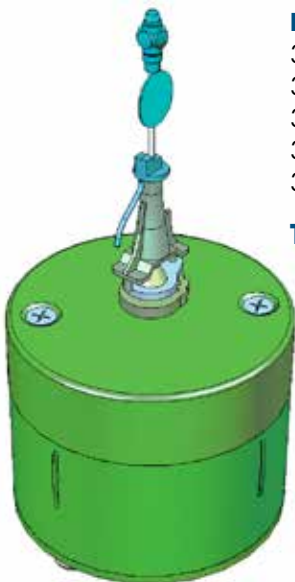


SWITCH MACHINE with OPERATING SWITCH STAND

includes three different stands and ten alternative targets

SWITCH STAND and TARGET sets also available separately

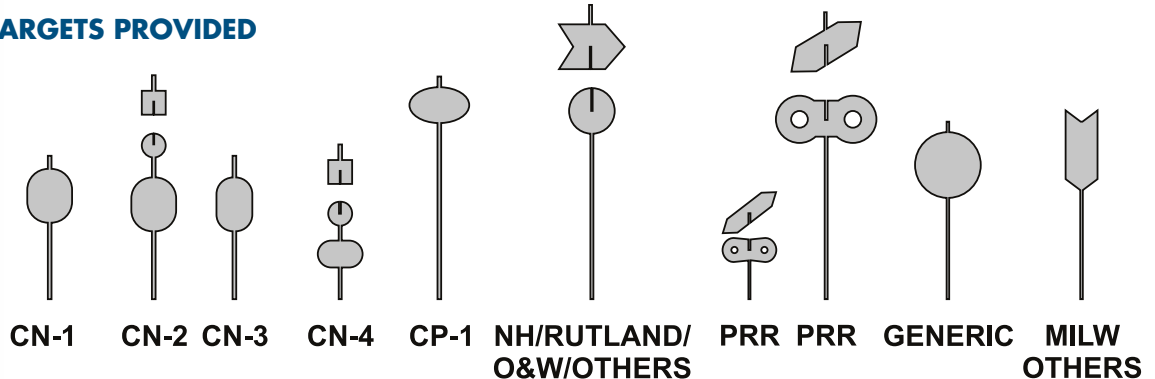
**HO
SCALE**


- Easy to install on existing layouts
- Museum quality switch stands w/ rotating target
- Momentary 12V dc power handles multiple units
- SPDT auxiliary contacts to power frogs & signals
- Low profile compact design for all layout types



Item #	Description	Price	Quantity
320101	RailCrew Switch Machine w/ Stands & Targets	\$21.95 US / \$23.95 CDN	<input type="text"/>
320102	RailCrew Switch Machine w/ Stands & Targets x6	\$119.95 US / \$129.95 CDN	<input type="text"/>
320103	RailCrew Switch Machine w/ Stands & Targets x12	\$229.95 US / \$239.95 CDN	<input type="text"/>
320104	RailCrew Switch Stands & Targets	\$5.95 US / \$6.95 CDN	<input type="text"/>
320105	RailCrew Switch Stands & Targets x12	\$64.95 US / \$71.95 CDN	<input type="text"/>

TARGETS PROVIDED






RailCrew

ON-OFF REMOTE UNCOUPLER

No unintended uncoupling on main line or in sidings

- Easy to install on existing layouts
- Momentary power - single source 12V dc handles multiple units
- Works with all major brands of magnetic couplers
- Low profile compact design for multi-deck and portable layouts
- Ideal for uncoupling freight and passenger cars
- LED between and below the rails marks uncoupling zone when in 'ON' position



COMPACT DESIGN
 1 3/4" (44mm) diameter
 7/8" (22mm) deep



Note the blue light reflecting off the coupler. LED is only illuminated when uncoupler is in the 'ON' position.

Item #	Description	Price	Quantity
320001	RailCrew ON-OFF Uncoupler	\$19.95 US / \$21.95 CDN	<input type="text"/>
320002	RailCrew ON-OFF Uncoupler x6	\$109.95 US / \$119.95 CDN	<input type="text"/>
320003	RailCrew ON-OFF Uncoupler x12	\$209.95 US / \$229.95 CDN	<input type="text"/>